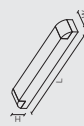


## DRIVER

DRIVER INGRESSO 230Vca USCITA 24Vcc  
DRIVER INPUT 230Vac OUTPUT 24Vdc

CODE	INPUT	OUTPUT	POWER	IP	DMX (LxWxH)
<b>TE036</b>	90-264Vdc	24Vdc	20W	P67	118x65x28mm
<b>TE037</b>	90-264Vdc	24Vdc	36W	P67	148x65x30mm
<b>TE038</b>	90-264Vdc	24Vdc	60W	P67	183x65x32mm
<b>TE039</b>	90-264Vdc	24Vdc	100W	P67	190x65x37mm
<b>TE066</b>	90-330Vdc	24Vdc	150W	P67	228x65x39mm
<b>TE069</b>	90-330Vdc	24Vdc	240W	P67	251x65x39mm
<b>TE070</b>	90-330Vdc	24Vdc	320W	P67	252x60x44mm



**TE020** DRIVER INGRESSO 230Vca USCITA 24Vcc. Ingressi di controllo: DALI, TOUCHDIM  
DRIVER INPUT 230Vac OUTPUT 24Vdc. Control inputs: DALI, TOUCHDIM

CODE	INPUT	OUTPUT	POWER	IP	DMX (LxWxH)
<b>TE020</b>	198-251Vdc	24Vdc	75W	P20	223x74x44mm

## DIMMER

DIMMER MONOCANALE. Ingressi di controllo: pulsante, 0-10V  
DIMMER ONE CHANNEL. Control inputs: push button, 0-10V

CODE	INPUT	OUTPUT	POWER	IP	DMX (LxWxH)
<b>TE040</b>	24Vdc	24Vdc PWM	182W	P20	223x74x44mm



DIMMER 3 ZONE (RGB o bianco dinamico). Ingressi di controllo: DMX, pulsante, 0-10V  
DIMMER 3 ZONE (RGB or dynamic white). Control inputs: DMX, push button, 0-10V

CODE	INPUT	OUTPUT	POWER	IP	DMX (LxWxH)
<b>TE041</b>	24Vdc	24Vdc PWM	3x114W	P20	90x65x59mm



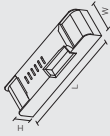
TELECOMANDO RADIOFREQUENZA PER TE041  
RF REMOTE CONTROL FOR TE041

CODE	DESCRIPTION
<b>TE043</b>	Ritradiofrequenza comprensivo di telecomando 4 tasti / RF remote control 4 button



DIMMER 4 ZONE (RGB + WHITE)  
DIMMER 4 ZONE (RGB + WHITE)

CODE	INPUT	OUTPUT	POWER	IP	DMX (LxWxH)
<b>TE087</b>	24Vdc	24Vdc PWM	4x80W	IP20	165x74x69mm
<b>TE093</b>	24Vdc	24Vdc PWM	4x80W	IP20	165x74x69mm



TELECOMANDO RADIOFREQUENZA PER TE087  
RF REMOTE CONTROL FOR TE087

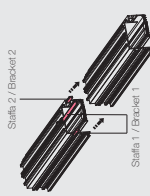
CODE	DESCRIPTION
<b>TE082</b>	Telecomando 7 tasti / Remote control 7 buttons



## GIUNZIONI - JUNCTIONS

GIUNZIONI LINEARE  
LINEAR JUNCTIONS

CODE	GIUNZIONE / JUNCTION
<b>TS622</b>	Lineare / Linear

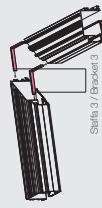


GIUNZIONI LINEARE  
LINEAR JUNCTIONS

CODE	GIUNZIONE / JUNCTION
<b>TS632</b>	Lineare / Linear

GIUNZIONI ANGOLARE  
CORNER JUNCTIONS

CODE	GIUNZIONE / JUNCTION
<b>TS623</b>	Parete parete / Wall-wall Soffitto soffitto / Ceiling ceiling

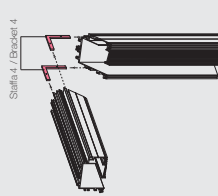


GIUNZIONI ANGOLARE  
CORNER JUNCTIONS

CODE	GIUNZIONE / JUNCTION
<b>TS633</b>	Parete parete / Wall-wall Soffitto soffitto / Ceiling ceiling

GIUNZIONI ANGOLARE  
CORNER JUNCTIONS

CODE	GIUNZIONE / JUNCTION
<b>TS624</b>	Parete soffitto / Wall ceiling



GIUNZIONI ANGOLARE  
CORNER JUNCTIONS

CODE	GIUNZIONE / JUNCTION
<b>TS634</b>	Parete soffitto / Wall ceiling