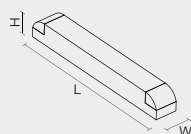


DIMMER E ALIMENTATORI / DRIVER DIMMERABILI DIMMERS AND DIMMABLE POWER SUPPLIES / DRIVERS

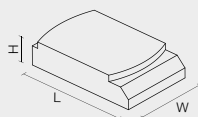
FESSURA



ALIMENTATORE DIMMERABILE. Ingressi di controllo: DALI, TOUCH DIM
DIMMABLE POWER SUPPLY. Control input: DALI, TOUCH DIM

CODE	INPUT	ARTICLE	HOUSING	IP	TECHINAL DATA	DIM. (LxWxH)
TE023	220-240Vac	Fessura 120	Inside product	IP20	1x28W/54W T5	360x30x21mm
TE025	220-240Vac	Fessura 45	Inside product	IP20	1x22W 2Gx11	360x30x21mm
TE026	220-240Vac	Fessura 45	Inside product	IP20	1x36W 2G11	360x30x21mm

RIFLESSO



ALIMENTATORE DIMMERABILE. Ingressi di controllo: DALI, TOUCH DIM
DIMMABLE POWER SUPPLY. Control input: DALI, TOUCH DIM

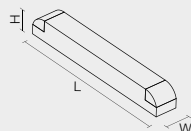
CODE	INPUT	ARTICLE	HOUSING	IP	TECHINAL DATA	DIM. (LxWxH)
TE034	220-240Vac	Riflesso 29	Remote mounting	IP20	2x18W 2G11	123x79x28mm
TE035	220-240Vac	Riflesso 35	Remote mounting	IP20	2x24W 2G11	123x79x28mm

RUNNER



ALIMENTATORE DIMMERABILE. Ingressi di controllo: DALI, TOUCH DIM
DIMMABLE POWER SUPPLY. Control input: DALI, TOUCH DIM

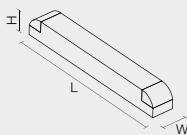
CODE	INPUT	ARTICLE	HOUSING	IP	TECHINAL DATA	DIM. (LxWxH)
TE074	220-240Vac	Quadro	Inside product	IP20	2x18W Gx24q-3	123x79x28mm
TE057	220-240Vac	Quadro	Inside product	IP20	2x26W Gx24q-3	123x79x28mm
TE058	220-240Vac	Lungo	Inside product	IP20	2x18W 2G11	123x79x28mm



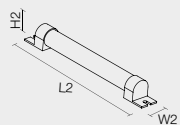
CODE	INPUT	ARTICLE	HOUSING	IP	TECHINAL DATA	DIM. (LxWxH)
TE059	220-240Vac	Lungo G	Inside product	IP20	2x55W 2G11	423x30x21mm
TE060	220-240Vac	Quadro G	Inside product	IP20	1x55W T5	360x30x21mm

KIT DI EMERGENZA EMERGENCY KIT

RIFLESSO RUNNER



COMBO/INVERTER

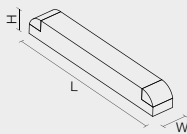


BATTERY

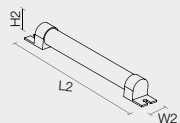
KIT DI EMERGENZA PER LAMPADE FLUORESCENTI DIMMABLE POWER SUPPLY FOR FLUORESCENT LAMP

CODE	INPUT	ARTICLE	HOUSING	TECHINAL DATA	SUPPLIED	DIM. (LxWxH)	BATTERY	DIM. (L2xW2xH2)	BFL (% LIGHTING FACTOR)
TE015	220-240Vac	Riflesso fluo	Remote mounting	2G11 - 18W/24W	INVERTER	230x32x22mm	NiCd 3h	272x40x33mm	21% (18W) / 14% (24W)
TE078	220-240Vac	Riflesso quadro	Inside product (Battery remote mounting)	Gx24 q-2 2x18	COMBO	123x102x31mm	NiMh 3h	276x26x26mm	15%
TE044	220-240Vac	Runner quadro	Inside product (Battery remote mounting)	Gx24 q-3 2x26	COMBO	123x102x31mm	NiMh 3h	276x26x26mm	8,5%
TE045	220-240Vac	Runner lungo Runner lungo G Runner quadro G Riflesso trik-trak	Inside product Remote mounting	2G11 - 18W 2G11 - 55W T5 circolina - 55W Gx24 q-3-4 1x26W/32W/42W	INVERTER	150x40x30mm	NiCd 3h	272x40x33mm	31% (18W) / 10% (55W-2G11) / 6% (55W-circolina) 21% (26W) / 12% (32W) / 8% (42W)

STRIPE GO T5 E T5 SEAMLESS



COMBO



BATTERY

KIT DI EMERGENZA PER LAMPADE FLUORESCENTI DIMMABLE POWER SUPPLY FOR FLUORESCENT LAMP

CODE	INPUT	ARTICLE	HOUSING	TECHINAL DATA	SUPPLIED	DIM. (LxWxH)	BATTERY	DIM. (L2xW2xH2)	BFL (% LIGHTING FACTOR)
TE006	220-240Vac	Stripe GO 60	Remote mounting	T5 14W	COMBO	425x30x21mm	NiMh 3h	215x26x26mm	17%
TE007	220-240Vac	Stripe GO 60	Remote mounting	T5 24W	COMBO	425x30x21mm	NiMh 3h	276x26x26mm	13%
TE008	220-240Vac	Stripe GO 90	Remote mounting	T5 21W	COMBO	425x30x21mm	NiMh 3h	336x26x26mm	12%
TE009	220-240Vac	Stripe GO 90	Remote mounting	T5 39W	COMBO	425x30x21mm	NiMh 3h	336x26x26mm	7%
TE010	220-240Vac	Stripe GO 120	Inside product	T5 28W	COMBO	425x30x21mm	NiMh 3h	336x26x26mm	12%
TE011	220-240Vac	Stripe GO 120	Inside product	T5 54W	COMBO	425x30x21mm	NiMh 3h	396x26x26mm	6%
TE012	220-240Vac	Stripe GO 150	Inside product	T5 35W	COMBO	425x30x21mm	NiMh 3h	396x26x26mm	13%
TE013	220-240Vac	Stripe GO 150	Inside product	T5 49W	COMBO	425x30x21mm	NiMh 3h	336x26x26mm	6%
TE014	220-240Vac	Stripe GO 150	Inside product	T5 80W	COMBO	425x30x21mm	NiMh 3h	396x26x26mm	4,8%